



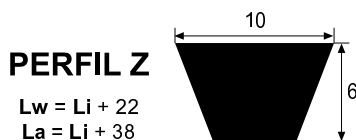
# Correas trapeziales

COURROIES - BELTS - KEILRIEMEN - CINGHIE



C  
A  
T  
Á  
L  
O  
G  
O

# CORREA TRAPEZIAL CLÁSICA



Ref correa	Li mm	Precio
Z 13	330	Consultar
Z 14 1/2	368	Consultar
Z 15	381	Consultar
Z 15 1/2	394	Consultar
Z 16	406	Consultar
Z 17	432	Consultar
Z 17 1/2	445	Consultar
Z 18	457	Consultar
Z 19	483	Consultar
Z 20	508	Consultar
Z 21	533	Consultar
Z 21 1/2	546	Consultar
Z 22	559	Consultar
Z 22 1/2	572	Consultar
Z 23	584	Consultar
Z 23 1/2	597	Consultar
Z 24	610	Consultar
Z 24 1/2	622	Consultar
Z 25	635	Consultar
Z 25 1/2	648	Consultar
Z 26	660	Consultar
Z 27	686	Consultar
Z 27 1/2	699	Consultar
Z 28	711	Consultar
Z 29	737	Consultar
Z 29 1/2	749	Consultar
Z 30	762	Consultar
Z 30 1/2	775	Consultar
Z 31	787	Consultar
Z 32	813	Consultar
Z 32 1/2	826	Consultar
Z 33	838	Consultar
Z 33 1/2	851	Consultar
Z 34	864	Consultar
Z 34 1/2	876	Consultar
Z 35	889	Consultar
Z 36	914	Consultar
Z 36 1/2	927	Consultar
Z 37	940	Consultar
Z 37 1/2	959	Consultar

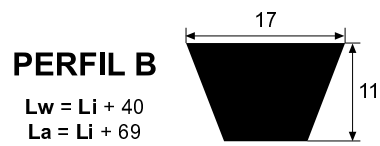
Ref correa	Li mm	Precio
Z 38	965	Consultar
Z 38 1/2	978	Consultar
Z 39	991	Consultar
Z 39 1/2	1003	Consultar
Z 40	1016	Consultar
Z 40 1/2	1029	Consultar
Z 41	1041	Consultar
Z 41 1/2	1054	Consultar
Z 42	1067	Consultar
Z 42 1/2	1080	Consultar
Z 43	1092	Consultar
Z 44	1118	Consultar
Z 45	1143	Consultar
Z 46	1168	Consultar
Z 46 1/2	1181	Consultar
Z 47	1194	Consultar
Z 48	1219	Consultar
Z 49	1245	Consultar
Z 50	1270	Consultar
Z 51	1295	Consultar
Z 52	1321	Consultar
Z 53	1346	Consultar
Z 54	1372	Consultar
Z 55	1397	Consultar
Z 56	1422	Consultar
Z 57	1448	Consultar
Z 58	1473	Consultar
Z 59	1499	Consultar
Z 59 1/2	1511	Consultar
Z 60	1524	Consultar
Z 61	1549	Consultar
Z 62	1575	Consultar
Z 63	1600	Consultar
Z 64	1626	Consultar
Z 65	1651	Consultar
Z 66	1676	Consultar
Z 67	1702	Consultar
Z 68	1727	Consultar
Z 73	1854	Consultar
Z 85	2159	Consultar

Ref correa	Li mm	Precio
A 20	508	Consultar
A 21	533	Consultar
A 22	559	Consultar
A 23	584	Consultar
A 23 1/2	597	Consultar
A 24	610	Consultar
A 25	635	Consultar
A 26	660	Consultar
A 27	686	Consultar
A 28	711	Consultar
A 29	737	Consultar
A 30	762	Consultar
A 31	787	Consultar
A 32	813	Consultar
A 33	838	Consultar
A 34	864	Consultar
A 35	889	Consultar
A 36	914	Consultar
A 37	940	Consultar
A 38	965	Consultar
A 38 1/2	978	Consultar
A 39	991	Consultar
A 40	1016	Consultar
A 41	1041	Consultar
A 42	1067	Consultar
A 42 1/2	1080	Consultar
A 43	1092	Consultar
A 44	1118	Consultar
A 44 1/2	1130	Consultar
A 45	1143	Consultar
A 45 1/2	1156	Consultar
A 46	1168	Consultar
A 46 1/2	1181	Consultar
A 47	1194	Consultar
A 48	1219	Consultar
A 49	1245	Consultar
A 50	1270	Consultar
A 51	1295	Consultar
A 52	1321	Consultar
A 53	1346	Consultar
A 54	1372	Consultar
A 55	1397	Consultar
A 56	1422	Consultar
A 57	1448	Consultar
A 58	1473	Consultar
A 59	1499	Consultar
A 60	1524	Consultar
A 61	1549	Consultar
A 62	1575	Consultar
A 63	1600	Consultar
A 64	1626	Consultar
A 65	1651	Consultar
A 66	1676	Consultar
A 67	1702	Consultar
A 68	1727	Consultar
A 69	1753	Consultar
A 70	1778	Consultar
A 71	1803	Consultar
A 72	1829	Consultar

Ref correa	Li mm	Precio
A 73	1854	Consultar
A 74	1880	Consultar
A 75	1905	Consultar
A 76	1930	Consultar
A 77	1956	Consultar
A 78	1981	Consultar
A 79	2007	Consultar
A 80	2032	Consultar
A 81	2057	Consultar
A 82	2083	Consultar
A 83	2108	Consultar
A 84	2134	Consultar
A 85	2159	Consultar
A 86	2184	Consultar
A 87	2210	Consultar
A 88	2235	Consultar
A 89	2261	Consultar
A 90	2286	Consultar
A 91	2311	Consultar
A 92	2337	Consultar
A 93	2362	Consultar
A 94	2388	Consultar
A 95	2413	Consultar
A 96	2438	Consultar
A 97	2464	Consultar
A 98	2489	Consultar
A 99	2515	Consultar
A 100	2540	Consultar
A 101	2565	Consultar
A 102	2591	Consultar
A 104	2642	Consultar
A 105	2667	Consultar
A 106	2692	Consultar
A 107	2718	Consultar
A 108	2743	Consultar
A 110	2794	Consultar
A 112	2845	Consultar
A 114	2896	Consultar
A 115	2921	Consultar
A 116	2946	Consultar
A 118	2997	Consultar
A 120	3048	Consultar
A 124	3150	Consultar
A 126	3200	Consultar
A 128	3251	Consultar
A 130	3302	Consultar
A 132	3353	Consultar
A 134	3404	Consultar
A 136	3454	Consultar
A 138	3505	Consultar
A 140	3556	Consultar
A 144	3658	Consultar
A 148	3759	Consultar
A 158	4013	Consultar
A 162	4115	Consultar
A 180	4572	Consultar
A 187	4750	Consultar

La = Desarrollo exterior  
Lw = Desarrollo primitivo  
Li = Desarrollo interior

# CORREA TRAPEZIAL CLÁSICA

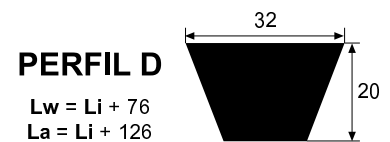
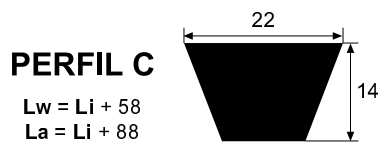


Ref correa	Li mm	Precio
B 23	584	Consultar
B 25	635	Consultar
B 26	660	Consultar
B 27	686	Consultar
B 28	711	Consultar
B 29	737	Consultar
B 30	762	Consultar
B 31	787	Consultar
B 32	813	Consultar
B 33	838	Consultar
B 34	864	Consultar
B 35	889	Consultar
B 36	914	Consultar
B 37	940	Consultar
B 38	965	Consultar
B 39	991	Consultar
B 40	1016	Consultar
B 41	1041	Consultar
B 42	1067	Consultar
B 43	1092	Consultar
B 44	1118	Consultar
B 45	1143	Consultar
B 46	1168	Consultar
B 47	1194	Consultar
B 48	1219	Consultar
B 49	1245	Consultar
B 50	1270	Consultar
B 51	1295	Consultar
B 52	1321	Consultar
B 53	1346	Consultar
B 54	1372	Consultar
B 55	1397	Consultar
B 56	1422	Consultar
B 57	1448	Consultar
B 58	1473	Consultar
B 59	1499	Consultar
B 60	1524	Consultar
B 61	1549	Consultar
B 62	1575	Consultar
B 63	1600	Consultar
B 64	1626	Consultar
B 65	1651	Consultar
B 66	1676	Consultar
B 67	1702	Consultar
B 68	1727	Consultar
B 69	1753	Consultar

Ref correa	Li mm	Precio
B 70	1778	Consultar
B 71	1803	Consultar
B 72	1829	Consultar
B 73	1854	Consultar
B 74	1880	Consultar
B 75	1905	Consultar
B 76	1930	Consultar
B 77	1956	Consultar
B 78	1981	Consultar
B 79	2007	Consultar
B 80	2032	Consultar
B 81	2057	Consultar
B 82	2083	Consultar
B 83	2108	Consultar
B 84	2134	Consultar
B 85	2159	Consultar
B 86	2184	Consultar
B 87	2210	Consultar
B 88	2235	Consultar
B 89	2261	Consultar
B 90	2286	Consultar
B 91	2311	Consultar
B 92	2337	Consultar
B 93	2362	Consultar
B 94	2388	Consultar
B 95	2413	Consultar
B 96	2438	Consultar
B 97	2464	Consultar
B 98	2489	Consultar
B 99	2515	Consultar
B 100	2540	Consultar
B 101	2565	Consultar
B 102	2591	Consultar
B 103	2616	Consultar
B 104	2642	Consultar
B 105	2667	Consultar
B 106	2692	Consultar
B 107	2718	Consultar
B 108	2743	Consultar
B 110	2794	Consultar
B 112	2845	Consultar
B 113	2870	Consultar
B 114	2896	Consultar
B 115	2921	Consultar
B 116	2946	Consultar
B 117	2972	Consultar

Ref correa	Li mm	Precio
B 118	2997	Consultar
B 120	3048	Consultar
B 122	3099	Consultar
B 124	3150	Consultar
B 126	3200	Consultar
B 128	3251	Consultar
B 130	3302	Consultar
B 132	3353	Consultar
B 134	3404	Consultar
B 136	3454	Consultar
B 138	3505	Consultar
B 140	3556	Consultar
B 142	3607	Consultar
B 144	3658	Consultar
B 146	3708	Consultar
B 147	3734	Consultar
B 148	3759	Consultar
B 150	3810	Consultar
B 152	3861	Consultar
B 154	3912	Consultar
B 156	3962	Consultar
B 158	4013	Consultar
B 160	4064	Consultar
B 162	4115	Consultar
B 165	4191	Consultar
B 167	4242	Consultar
B 170	4318	Consultar
B 173	4394	Consultar
B 177	4496	Consultar
B 178	4521	Consultar
B 180	4572	Consultar
B 187	4750	Consultar
B 195	4953	Consultar
B 197	5004	Consultar
B 204	5182	Consultar
B 208	5283	Consultar
B 211	5359	Consultar
B 224	5690	Consultar
B 225	5715	Consultar
B 236	5994	Consultar
B 240	6096	Consultar
B 248	6299	Consultar
B 276	7010	Consultar
B 394	10008	Consultar
B 414	10516	Consultar

# CORREA TRAPEZIAL CLÁSICA



Ref correa	Li mm	Precio
C 40	1016	Consultar
C 41	1041	Consultar
C 42	1067	Consultar
C 43	1092	Consultar
C 44	1118	Consultar
C 45	1143	Consultar
C 46	1168	Consultar
C 47	1194	Consultar
C 48	1219	Consultar
C 49	1245	Consultar
C 50	1270	Consultar
C 51	1295	Consultar
C 52	1321	Consultar
C 53	1346	Consultar
C 54	1372	Consultar
C 55	1397	Consultar
C 56	1422	Consultar
C 57	1448	Consultar
C 58	1473	Consultar
C 59	1499	Consultar
C 60	1524	Consultar
C 61	1549	Consultar
C 62	1575	Consultar
C 63	1600	Consultar
C 64	1626	Consultar
C 65	1651	Consultar
C 66	1676	Consultar
C 67	1702	Consultar
C 68	1727	Consultar
C 69	1753	Consultar
C 70	1778	Consultar
C 71	1803	Consultar
C 72	1829	Consultar
C 73	1854	Consultar
C 74	1880	Consultar
C 75	1905	Consultar
C 76	1930	Consultar
C 77	1956	Consultar
C 78	1981	Consultar
C 79	2007	Consultar
C 80	2032	Consultar
C 81	2057	Consultar
C 82	2083	Consultar
C 83	2108	Consultar
C 84	2134	Consultar
C 85	2159	Consultar
C 86	2184	Consultar

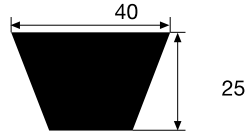
Ref correa	Li mm	Precio
C 87	2210	Consultar
C 88	2235	Consultar
C 89	2261	Consultar
C 90	2286	Consultar
C 91	2311	Consultar
C 92	2337	Consultar
C 93	2362	Consultar
C 94	2388	Consultar
C 95	2413	Consultar
C 96	2438	Consultar
C 97	2464	Consultar
C 98	2489	Consultar
C 99	2515	Consultar
C 100	2540	Consultar
C 101	2565	Consultar
C 102	2591	Consultar
C 104	2642	Consultar
C 105	2667	Consultar
C 106	2692	Consultar
C 108	2743	Consultar
C 110	2794	Consultar
C 111	2819	Consultar
C 112	2845	Consultar
C 114	2896	Consultar
C 115	2921	Consultar
C 116	2946	Consultar
C 117	2972	Consultar
C 118	2997	Consultar
C 119	3023	Consultar
C 120	3048	Consultar
C 122	3099	Consultar
C 124	3150	Consultar
C 126	3200	Consultar
C 128	3251	Consultar
C 130	3302	Consultar
C 132	3353	Consultar
C 134	3404	Consultar
C 136	3454	Consultar
C 138	3505	Consultar
C 140	3556	Consultar
C 142	3607	Consultar
C 144	3658	Consultar
C 146	3708	Consultar
C 148	3759	Consultar
C 150	3810	Consultar
C 153	3886	Consultar
C 154	3912	Consultar

Ref correa	Li mm	Precio
C 156	3962	Consultar
C 158	4013	Consultar
C 160	4064	Consultar
C 162	4115	Consultar
C 164	4166	Consultar
C 167	4242	Consultar
C 173	4394	Consultar
C 175	4445	Consultar
C 177	4496	Consultar
C 178	4521	Consultar
C 180	4572	Consultar
C 183	4648	Consultar
C 185	4699	Consultar
C 187	4750	Consultar
C 188	4775	Consultar
C 190	4826	Consultar
C 195	4953	Consultar
C 197	5004	Consultar
C 200	5080	Consultar
C 204	5182	Consultar
C 208	5283	Consultar
C 210	5334	Consultar
C 220	5588	Consultar
C 223	5664	Consultar
C 224	5690	Consultar
C 225	5715	Consultar
C 228	5791	Consultar
C 230	5842	Consultar
C 236	5994	Consultar
C 240	6096	Consultar
C 248	6299	Consultar
C 260	6604	Consultar
C 264	6706	Consultar
C 270	6858	Consultar
C 276	7010	Consultar
C 297	7544	Consultar
C 300	7620	Consultar
C 315	8001	Consultar
C 330	8382	Consultar
C 336	8534	Consultar
C 360	9144	Consultar
C 394	10008	Consultar
C 482	12243	Consultar
C 555	14097	Consultar
C 557	14148	Consultar
C 570	14478	Consultar

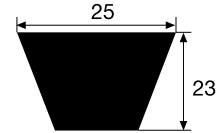
Ref correa	Li mm	Precio
D 98	2489	Consultar
D 105	2667	Consultar
D 112	2845	Consultar
D 118	2997	Consultar
D 125	3175	Consultar
D 128	3251	Consultar
D 135	3429	Consultar
D 136	3454	Consultar
D 140	3556	Consultar
D 144	3658	Consultar
D 148	3759	Consultar
D 154	3912	Consultar
D 158	4013	Consultar
D 162	4115	Consultar
D 163	4140	Consultar
D 165	4191	Consultar
D 167	4242	Consultar
D 173	4394	Consultar
D 180	4572	Consultar
D 187	4750	Consultar
D 195	4953	Consultar
D 197	5004	Consultar
D 204	5182	Consultar
D 208	5283	Consultar
D 210	5334	Consultar
D 220	5588	Consultar
D 223	5664	Consultar
D 225	5715	Consultar
D 238	6045	Consultar
D 240	6096	Consultar
D 248	6299	Consultar
D 250	6350	Consultar
D 264	6706	Consultar
D 270	6858	Consultar
D 280	7112	Consultar
D 298	7569	Consultar
D 300	7620	Consultar
D 314	7976	Consultar
D 316	8026	Consultar
D 330	8382	Consultar
D 335	8509	Consultar
D 345	8763	Consultar
D 354	8992	Consultar
D 360	9144	Consultar
D 374	9500	Consultar
D 380	9652	Consultar
D 394	10008	Consultar
D 430	10922	Consultar
D 441	11201	Consultar
D 480	12192	Consultar

# CORREA TRAPEZOIDAL CLÁSICA

**PERFIL E**  
 $Lw = Li + 80$   
 $La = Li + 157$



**PERFIL 8V**  
 $Li = La - 120$



Ref correa	Li mm	Precio
E 240	6096	Consultar
E 270	6858	Consultar
E 285	7239	Consultar
E 300	7620	Consultar
E 360	9144	Consultar
E 392	9957	Consultar
E 394	10008	Consultar
E 396	10058	Consultar
E 420	10668	Consultar
E 441	11201	Consultar
E 460	11684	Consultar
E 475	12065	Consultar
E 480	12192	Consultar
E 492	12497	Consultar

Ref correa	La mm	Precio
8V 1600	4064	consultar
8V 1800	4572	consultar
8V 2240	5689	consultar
8V 2500	6350	consultar
8V 2800	7112	consultar
8V 3000	7620	consultar
8V 3150	8001	consultar
8V 3350	8509	consultar
8V 3550	9017	consultar
8V 3750	9525	consultar
8V 4000	10160	consultar
8V 4500	11430	consultar

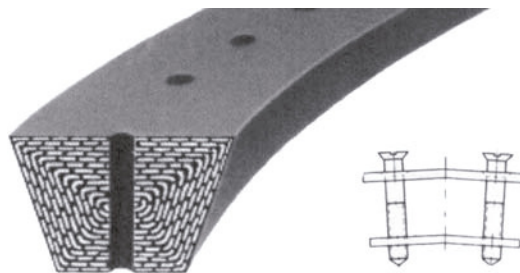
# CORREA ESLABONADA

**PowerWist Plus®**  
 V-BELTS

Tipo	Z	A	B	C	D
Precio metro	Consultar	Consultar	Consultar	Consultar	Consultar



# CORREA PERFORADA



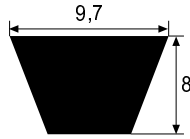
Tipo	Z	A	B	C
Precio Metros	Consultar	Consultar	Consultar	Consultar
Precio Engaches (10ud)	Consultar	Consultar	Consultar	Consultar

# CORREA TRAPEZIAL DE PERFIL ESTRECHO

## PERFIL SPZ

$$Li = Lw - 38$$

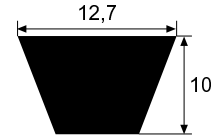
$$La = Lw + 13$$



## PERFIL SPA

$$Li = Lw - 45$$

$$La = Lw + 18$$



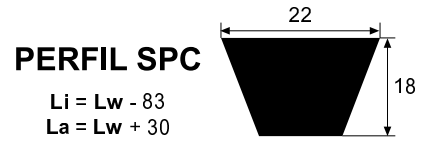
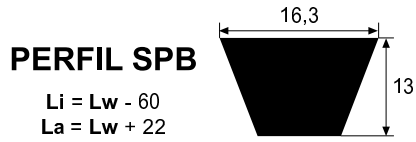
Ref	Precio
Lw - mm	
SPZ 487	Consultar
SPZ 512	Consultar
SPZ 545	Consultar
SPZ 562	Consultar
SPZ 587	Consultar
SPZ 612	Consultar
SPZ 630	Consultar
SPZ 637	Consultar
SPZ 662	Consultar
SPZ 670	Consultar
SPZ 687	Consultar
SPZ 697	Consultar
SPZ 710	Consultar
SPZ 722	Consultar
SPZ 737	Consultar
SPZ 750	Consultar
SPZ 762	Consultar
SPZ 772	Consultar
SPZ 787	Consultar
SPZ 800	Consultar
SPZ 812	Consultar
SPZ 825	Consultar
SPZ 837	Consultar
SPZ 850	Consultar
SPZ 862	Consultar
SPZ 875	Consultar
SPZ 887	Consultar
SPZ 900	Consultar
SPZ 912	Consultar
SPZ 925	Consultar
SPZ 937	Consultar
SPZ 950	Consultar
SPZ 960	Consultar
SPZ 962	Consultar
SPZ 987	Consultar
SPZ 1000	Consultar
SPZ 1010	Consultar
SPZ 1012	Consultar
SPZ 1024	Consultar
SPZ 1037	Consultar
SPZ 1047	Consultar
SPZ 1060	Consultar
SPZ 1080	Consultar
SPZ 1087	Consultar
SPZ 1112	Consultar
SPZ 1120	Consultar
SPZ 1137	Consultar
SPZ 1140	Consultar
SPZ 1150	Consultar
SPZ 1162	Consultar
SPZ 1180	Consultar
SPZ 1187	Consultar
SPZ 1200	Consultar
SPZ 1212	Consultar
SPZ 1237	Consultar
SPZ 1250	Consultar
SPZ 1262	Consultar
SPZ 1270	Consultar
SPZ 1287	Consultar
SPZ 1312	Consultar
SPZ 1320	Consultar
SPZ 1337	Consultar

Ref	Precio
Lw - mm	
SPZ 1347	Consultar
SPZ 1362	Consultar
SPZ 1387	Consultar
SPZ 1400	Consultar
SPZ 1412	Consultar
SPZ 1420	Consultar
SPZ 1437	Consultar
SPZ 1462	Consultar
SPZ 1487	Consultar
SPZ 1500	Consultar
SPZ 1512	Consultar
SPZ 1520	Consultar
SPZ 1537	Consultar
SPZ 1562	Consultar
SPZ 1587	Consultar
SPZ 1600	Consultar
SPZ 1612	Consultar
SPZ 1632	Consultar
SPZ 1637	Consultar
SPZ 1650	Consultar
SPZ 1662	Consultar
SPZ 1687	Consultar
SPZ 1700	Consultar
SPZ 1737	Consultar
SPZ 1762	Consultar
SPZ 1787	Consultar
SPZ 1800	Consultar
SPZ 1812	Consultar
SPZ 1837	Consultar
SPZ 1850	Consultar
SPZ 1862	Consultar
SPZ 1887	Consultar
SPZ 1900	Consultar
SPZ 1937	Consultar
SPZ 1987	Consultar
SPZ 2000	Consultar
SPZ 2037	Consultar
SPZ 2060	Consultar
SPZ 2087	Consultar
SPZ 2120	Consultar
SPZ 2137	Consultar
SPZ 2160	Consultar
SPZ 2187	Consultar
SPZ 2240	Consultar
SPZ 2280	Consultar
SPZ 2287	Consultar
SPZ 2300	Consultar
SPZ 2360	Consultar
SPZ 2430	Consultar
SPZ 2487	Consultar
SPZ 2500	Consultar
SPZ 2540	Consultar
SPZ 2650	Consultar
SPZ 2690	Consultar
SPZ 2800	Consultar
SPZ 2840	Consultar
SPZ 2900	Consultar
SPZ 3000	Consultar
SPZ 3150	Consultar
SPZ 3170	Consultar
SPZ 3350	Consultar
SPZ 3550	Consultar

Ref	Precio
Lw - mm	
SPA 732	Consultar
SPA 757	Consultar
SPA 800	Consultar
SPA 807	Consultar
SPA 832	Consultar
SPA 850	Consultar
SPA 857	Consultar
SPA 875	Consultar
SPA 882	Consultar
SPA 900	Consultar
SPA 907	Consultar
SPA 925	Consultar
SPA 932	Consultar
SPA 950	Consultar
SPA 957	Consultar
SPA 982	Consultar
SPA 1000	Consultar
SPA 1032	Consultar
SPA 1060	Consultar
SPA 1082	Consultar
SPA 1090	Consultar
SPA 1107	Consultar
SPA 1120	Consultar
SPA 1132	Consultar
SPA 1157	Consultar
SPA 1180	Consultar
SPA 1207	Consultar
SPA 1220	Consultar
SPA 1232	Consultar
SPA 1250	Consultar
SPA 1257	Consultar
SPA 1272	Consultar
SPA 1282	Consultar
SPA 1307	Consultar
SPA 1320	Consultar
SPA 1332	Consultar
SPA 1337	Consultar
SPA 1357	Consultar
SPA 1382	Consultar
SPA 1400	Consultar
SPA 1407	Consultar
SPA 1432	Consultar
SPA 1450	Consultar
SPA 1457	Consultar
SPA 1482	Consultar
SPA 1500	Consultar
SPA 1507	Consultar
SPA 1532	Consultar
SPA 1550	Consultar
SPA 1557	Consultar
SPA 1582	Consultar
SPA 1600	Consultar
SPA 1632	Consultar
SPA 1650	Consultar
SPA 1657	Consultar
SPA 1682	Consultar
SPA 1700	Consultar
SPA 1732	Consultar
SPA 1750	Consultar
SPA 1757	Consultar

Ref	Precio
Lw - mm	
SPA 1782	Consultar
SPA 1800	Consultar
SPA 1807	Consultar
SPA 1832	Consultar
SPA 1850	Consultar
SPA 1857	Consultar
SPA 1882	Consultar
SPA 1900	Consultar
SPA 1907	Consultar
SPA 1932	Consultar
SPA 1950	Consultar
SPA 1957	Consultar
SPA 1982	Consultar
SPA 2000	Consultar
SPA 2032	Consultar
SPA 2057	Consultar
SPA 2060	Consultar
SPA 2082	Consultar
SPA 2120	Consultar
SPA 2132	Consultar
SPA 2182	Consultar
SPA 2207	Consultar
SPA 2232	Consultar
SPA 2240	Consultar
SPA 2282	Consultar
SPA 2300	Consultar
SPA 2307	Consultar
SPA 2332	Consultar
SPA 2360	Consultar
SPA 2382	Consultar
SPA 2432	Consultar
SPA 2482	Consultar
SPA 2500	Consultar
SPA 2532	Consultar
SPA 2582	Consultar
SPA 2607	Consultar
SPA 2632	Consultar
SPA 2650	Consultar
SPA 2732	Consultar
SPA 2782	Consultar
SPA 2800	Consultar
SPA 2832	Consultar
SPA 2847	Consultar
SPA 2882	Consultar
SPA 2932	Consultar
SPA 2982	Consultar
SPA 3000	Consultar
SPA 3032	Consultar
SPA 3082	Consultar
SPA 3150	Consultar
SPA 3250	Consultar
SPA 3282	Consultar
SPA 3350	Consultar
SPA 3382	Consultar
SPA 3550	Consultar
SPA 3750	Consultar
SPA 4000	Consultar
SPA 4250	Consultar
SPA 4500	Consultar
SPA 4620	Consultar
SPA 5000	Consultar

# CORREA TRAPEZOIDAL DE PERFIL ESTRECHO



Ref	Lw - mm	Precio
SPB 1250		Consultar
SPB 1320		Consultar
SPB 1340		Consultar
SPB 1360		Consultar
SPB 1400		Consultar
SPB 1410		Consultar
SPB 1450		Consultar
SPB 1500		Consultar
SPB 1550		Consultar
SPB 1590		Consultar
SPB 1600		Consultar
SPB 1650		Consultar
SPB 1690		Consultar
SPB 1700		Consultar
SPB 1750		Consultar
SPB 1800		Consultar
SPB 1850		Consultar
SPB 1900		Consultar
SPB 1950		Consultar
SPB 2000		Consultar
SPB 2020		Consultar
SPB 2060		Consultar
SPB 2120		Consultar
SPB 2150		Consultar
SPB 2180		Consultar
SPB 2240		Consultar
SPB 2280		Consultar
SPB 2300		Consultar
SPB 2360		Consultar
SPB 2410		Consultar
SPB 2430		Consultar
SPB 2500		Consultar
SPB 2530		Consultar
SPB 2600		Consultar
SPB 2650		Consultar
SPB 2680		Consultar
SPB 2720		Consultar
SPB 2760		Consultar

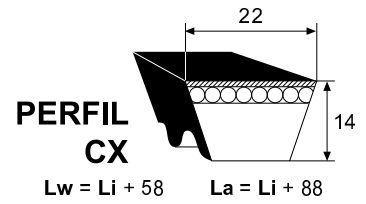
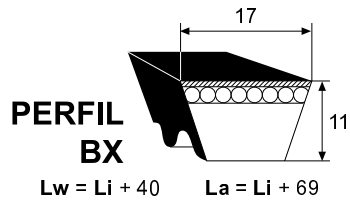
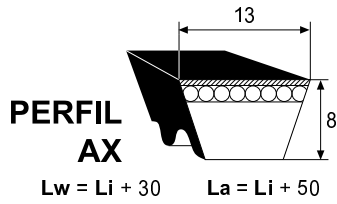
Ref	Lw - mm	Precio
SPB 2800		Consultar
SPB 2840		Consultar
SPB 2850		Consultar
SPB 2900		Consultar
SPB 2990		Consultar
SPB 3000		Consultar
SPB 3070		Consultar
SPB 3150		Consultar
SPB 3170		Consultar
SPB 3250		Consultar
SPB 3340		Consultar
SPB 3350		Consultar
SPB 3450		Consultar
SPB 3550		Consultar
SPB 3650		Consultar
SPB 3750		Consultar
SPB 3800		Consultar
SPB 4000		Consultar
SPB 4060		Consultar
SPB 4250		Consultar
SPB 4310		Consultar
SPB 4370		Consultar
SPB 4500		Consultar
SPB 4560		Consultar
SPB 4620		Consultar
SPB 4750		Consultar
SPB 4820		Consultar
SPB 5000		Consultar
SPB 5300		Consultar
SPB 5380		Consultar
SPB 5600		Consultar
SPB 6000		Consultar
SPB 6300		Consultar
SPB 6340		Consultar
SPB 6700		Consultar
SPB 7100		Consultar
SPB 7500		Consultar
SPB 8500		Consultar

Ref	Lw - mm	Precio
SPC 2000		Consultar
SPC 2120		Consultar
SPC 2240		Consultar
SPC 2360		Consultar
SPC 2500		Consultar
SPC 2650		Consultar
SPC 2800		Consultar
SPC 3000		Consultar
SPC 3150		Consultar
SPC 3350		Consultar
SPC 3500		Consultar
SPC 3550		Consultar
SPC 3750		Consultar
SPC 4000		Consultar
SPC 4100		Consultar
SPC 4250		Consultar
SPC 4500		Consultar
SPC 4750		Consultar
SPC 5000		Consultar
SPC 5300		Consultar
SPC 5500		Consultar
SPC 5600		Consultar
SPC 5800		Consultar
SPC 6000		Consultar
SPC 6300		Consultar
SPC 6700		Consultar
SPC 7100		Consultar
SPC 7500		Consultar
SPC 8000		Consultar
SPC 8500		Consultar
SPC 9000		Consultar
SPC 9500		Consultar
SPC 10000		Consultar
SPC 10600		Consultar
SPC 11200		Consultar
SPC 12500		Consultar
SPC 14000		Consultar

**\* VARIADORAS HEXAGONALES Y MULTIPLES DISPONIBLES BAJO PEDIDO**



# CORREA TRAPEZIAL CLASICA DENTADA



Ref correa	Li mm	Precio
AX 21	533	Consultar
AX 22	559	Consultar
AX 23	584	Consultar
AX 24	610	Consultar
AX 25	635	Consultar
AX 26	660	Consultar
AX 27	686	Consultar
AX 28	711	Consultar
AX 29	737	Consultar
AX 30	762	Consultar
AX 31	787	Consultar
AX 32	813	Consultar
AX 33	838	Consultar
AX 34	864	Consultar
AX 35	889	Consultar
AX 36	914	Consultar
AX 37	940	Consultar
AX 38	965	Consultar
AX 39	991	Consultar
AX 40	1016	Consultar
AX 41	1041	Consultar
AX 42	1067	Consultar
AX 43	1092	Consultar
AX 44	1118	Consultar
AX 45	1143	Consultar
AX 46	1168	Consultar
AX 47	1194	Consultar
AX 48	1219	Consultar
AX 49	1245	Consultar
AX 50	1270	Consultar
AX 51	1295	Consultar
AX 52	1321	Consultar
AX 53	1346	Consultar
AX 54	1372	Consultar
AX 55	1397	Consultar

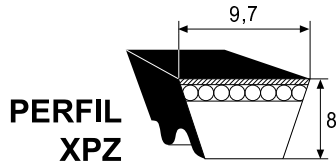
Ref correa	Li mm	Precio
AX 56	1422	Consultar
AX 57	1448	Consultar
AX 58	1473	Consultar
AX 59	1499	Consultar
AX 60	1524	Consultar
AX 61	1549	Consultar
AX 62	1575	Consultar
AX 63	1600	Consultar
AX 64	1626	Consultar
AX 65	1651	Consultar
AX 66	1676	Consultar
AX 67	1702	Consultar
AX 68	1727	Consultar
AX 69	1753	Consultar
AX 70	1778	Consultar
AX 71	1803	Consultar
AX 72	1829	Consultar
AX 73	1854	Consultar
AX 74	1880	Consultar
AX 75	1905	Consultar
AX 76	1930	Consultar
AX 77	1956	Consultar
AX 78	1981	Consultar
AX 79	2007	Consultar
AX 80	2032	Consultar
AX 81	2057	Consultar
AX 82	2083	Consultar
AX 83	2108	Consultar
AX 84	2134	Consultar
AX 85	2159	Consultar
AX 86	2184	Consultar
AX 87	2210	Consultar
AX 88	2235	Consultar
AX 89	2261	Consultar
AX 90	2286	Consultar
AX 100	2540	Consultar

Ref correa	Li mm	Precio
BX 23	584	Consultar
BX 24	610	Consultar
BX 25	635	Consultar
BX 26	660	Consultar
BX 27	686	Consultar
BX 28	711	Consultar
BX 29	737	Consultar
BX 30	762	Consultar
BX 31	787	Consultar
BX 32	813	Consultar
BX 33	838	Consultar
BX 34	864	Consultar
BX 35	889	Consultar
BX 36	914	Consultar
BX 37	940	Consultar
BX 38	965	Consultar
BX 39	991	Consultar
BX 40	1016	Consultar
BX 41	1041	Consultar
BX 42	1067	Consultar
BX 43	1092	Consultar
BX 44	1118	Consultar
BX 45	1143	Consultar
BX 46	1168	Consultar
BX 47	1194	Consultar
BX 48	1219	Consultar
BX 49	1245	Consultar
BX 50	1270	Consultar
BX 51	1295	Consultar
BX 52	1321	Consultar
BX 53	1346	Consultar
BX 54	1372	Consultar
BX 55	1397	Consultar
BX 56	1422	Consultar
BX 57	1448	Consultar
BX 58	1473	Consultar
BX 59	1499	Consultar
BX 60	1524	Consultar
BX 61	1549	Consultar
BX 62	1575	Consultar
BX 63	1600	Consultar
BX 64	1626	Consultar
BX 65	1651	Consultar

Ref correa	Li mm	Precio
BX 66	1676	Consultar
BX 67	1702	Consultar
BX 68	1727	Consultar
BX 69	1753	Consultar
BX 70	1778	Consultar
BX 71	1803	Consultar
BX 72	1829	Consultar
BX 73	1854	Consultar
BX 74	1880	Consultar
BX 75	1905	Consultar
BX 76	1930	Consultar
BX 77	1956	Consultar
BX 78	1981	Consultar
BX 79	2007	Consultar
BX 80	2032	Consultar
BX 81	2057	Consultar
BX 82	2083	Consultar
BX 83	2108	Consultar
BX 84	2134	Consultar
BX 85	2159	Consultar
BX 86	2184	Consultar
BX 87	2210	Consultar
BX 88	2235	Consultar
BX 89	2261	Consultar
BX 90	2286	Consultar
BX 91	2311	Consultar
BX 92	2337	Consultar
BX 93	2362	Consultar
BX 94	2388	Consultar
BX 95	2413	Consultar
BX 96	2438	Consultar
BX 97	2464	Consultar
BX 98	2489	Consultar
BX 100	2540	Consultar
BX 102	2591	Consultar
BX 100	2540	Consultar
BX 104	2642	Consultar
BX 105	2667	Consultar
BX 108	2743	Consultar
BX 110	2794	Consultar
BX 112	2845	Consultar
BX 132	3353	Consultar
BX 136	3454	Consultar

Ref correa	Li mm	Precio
CX 38	965	Consultar
CX 42	1067	Consultar
CX 43	1092	Consultar
CX 44	1118	Consultar
CX 45	1143	Consultar
CX 46	1168	Consultar
CX 47	1194	Consultar
CX 48	1219	Consultar
CX 49	1245	Consultar
CX 50	1270	Consultar
CX 51	1295	Consultar
CX 52	1321	Consultar
CX 53	1346	Consultar
CX 54	1372	Consultar
CX 55	1397	Consultar
CX 56	1422	Consultar
CX 57	1448	Consultar
CX 58	1473	Consultar
CX 59	1499	Consultar
CX 60	1524	Consultar
CX 61	1549	Consultar
CX 62	1575	Consultar
CX 63	1600	Consultar
CX 64	1626	Consultar
CX 65	1651	Consultar
CX 66	1676	Consultar
CX 67	1702	Consultar
CX 68	1727	Consultar
CX 69	1753	Consultar
CX 70	1778	Consultar
CX 71	1803	Consultar
CX 72	1829	Consultar
CX 75	1905	Consultar
CX 77	1956	Consultar
CX 78	1981	Consultar
CX 79	2007	Consultar
CX 80	2032	Consultar
CX 81	2057	Consultar
CX 82	2083	Consultar
CX 84	2134	Consultar
CX 85	2159	Consultar
CX 86	2184	Consultar
CX 88	2235	Consultar
CX 90	2286	Consultar
CX 96	2438	Consultar

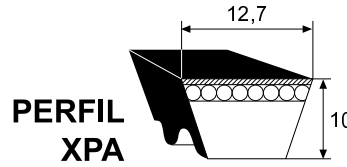
# CORREA TRAPEZIAL PERFIL ESTRECHO DENTADA



$$Li = Lw - 38$$

$$La = Lw + 13$$

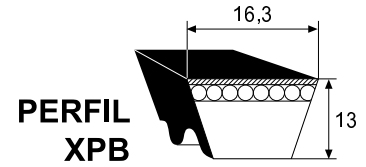
Ref Lw - mm	PVP	Ref Lw - mm	PVP
XPZ 587	Consultar	XPZ 1162	Consultar
XPZ 612	Consultar	XPZ 1187	Consultar
XPZ 630	Consultar	XPZ 1212	Consultar
XPZ 662	Consultar	XPZ 1237	Consultar
XPZ 670	Consultar	XPZ 1262	Consultar
XPZ 687	Consultar	XPZ 1287	Consultar
XPZ 710	Consultar	XPZ 1312	Consultar
XPZ 750	Consultar	XPZ 1320	Consultar
XPZ 787	Consultar	XPZ 1337	Consultar
XPZ 812	Consultar	XPZ 1362	Consultar
XPZ 837	Consultar	XPZ 1400	Consultar
XPZ 850	Consultar	XPZ 1412	Consultar
XPZ 862	Consultar	XPZ 1420	Consultar
XPZ 887	Consultar	XPZ 1437	Consultar
XPZ 900	Consultar	XPZ 1462	Consultar
XPZ 912	Consultar	XPZ 1487	Consultar
XPZ 937	Consultar	XPZ 1500	Consultar
XPZ 950	Consultar	XPZ 1512	Consultar
XPZ 962	Consultar	XPZ 1537	Consultar
XPZ 987	Consultar	XPZ 1650	Consultar
XPZ 1000	Consultar	XPZ 1700	Consultar
XPZ 1012	Consultar	XPZ 1800	Consultar
XPZ 1037	Consultar	XPZ 1812	Consultar
XPZ 1047	Consultar	XPZ 1900	Consultar
XPZ 1060	Consultar	XPZ 2000	Consultar
XPZ 1077	Consultar	XPZ 2120	Consultar
XPZ 1087	Consultar	XPZ 2160	Consultar
XPZ 1112	Consultar	XPZ 2240	Consultar
XPZ 1120	Consultar	XPZ 2287	Consultar
XPZ 1137	Consultar	XPZ 2360	Consultar
XPZ 1140	Consultar	XPZ 2410	Consultar



$$Li = Lw - 45$$

$$La = Lw + 18$$

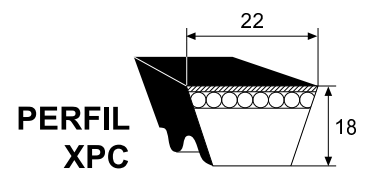
Ref Lw - mm	PVP
XPA 757	Consultar
XPA 775	Consultar
XPA 800	Consultar
XPA 832	Consultar
XPA 850	Consultar
XPA 875	Consultar
XPA 882	Consultar
XPA 900	Consultar
XPA 932	Consultar
XPA 950	Consultar
XPA 1000	Consultar
XPA 1007	Consultar
XPA 1030	Consultar
XPA 1060	Consultar
XPA 1090	Consultar
XPA 1120	Consultar
XPA 1132	Consultar
XPA 1150	Consultar
XPA 1180	Consultar
XPA 1232	Consultar
XPA 1250	Consultar
XPA 1282	Consultar
XPA 1307	Consultar
XPA 1332	Consultar
XPA 1357	Consultar
XPA 1382	Consultar
XPA 1400	Consultar
XPA 1432	Consultar
XPA 1457	Consultar
XPA 1500	Consultar
XPA 1532	Consultar
XPA 1557	Consultar
XPA 1600	Consultar
XPA 1650	Consultar
XPA 1657	Consultar
XPA 1680	Consultar
XPA 1700	Consultar
XPA 1750	Consultar
XPA 1782	Consultar
XPA 1800	Consultar
XPA 1850	Consultar
XPA 1900	Consultar
XPA 1950	Consultar
XPA 1957	Consultar
XPA 1982	Consultar
XPA 2000	Consultar
XPA 2060	Consultar
XPA 2120	Consultar
XPA 2180	Consultar
XPA 2240	Consultar
XPA 2360	Consultar
XPA 2430	Consultar
XPA 2500	Consultar
XPA 2650	Consultar
XPA 2800	Consultar
XPA 3000	Consultar
XPA 3150	Consultar



$$Li = Lw - 60$$

$$La = Lw + 22$$

Ref Lw - mm	PVP
XPB 1250	Consultar
XPB 1320	Consultar
XPB 1360	Consultar
XPB 1400	Consultar
XPB 1450	Consultar
XPB 1465	Consultar
XPB 1500	Consultar
XPB 1550	Consultar
XPB 1600	Consultar
XPB 1650	Consultar
XPB 1690	Consultar
XPB 1700	Consultar
XPB 1750	Consultar
XPB 1800	Consultar
XPB 1850	Consultar
XPB 1900	Consultar
XPB 1950	Consultar
XPB 2000	Consultar
XPB 2120	Consultar
XPB 2240	Consultar
XPB 2300	Consultar
XPB 2360	Consultar
XPB 2400	Consultar
XPB 2500	Consultar
XPB 2650	Consultar
XPB 2800	Consultar
XPB 2990	Consultar
XPB 3000	Consultar
XPB 3150	Consultar
XPB 3350	Consultar
XPB 3550	Consultar
XPB 4000	Consultar
XPB 4060	Consultar
XPB 4250	Consultar



$$Li = Lw - 83$$

$$La = Lw + 30$$

Ref Lw - mm	PVP
XPC 1792	Consultar
XPC 1900	Consultar
XPC 2000	Consultar
XPC 2120	Consultar
XPC 2240	Consultar
XPC 2360	Consultar
XPC 2500	Consultar
XPC 2650	Consultar
XPC 2800	Consultar
XPC 3000	Consultar
XPC 3150	Consultar
XPC 3350	Consultar
XPC 3550	Consultar
XPC 3750	Consultar
XPC 4000	Consultar
XPC 4250	Consultar
XPC 4500	Consultar
XPC 4750	Consultar
XPC 5000	Consultar

La = Desarrollo exterior  
Lw = Desarrollo primitivo  
Li = Desarrollo interior

# REXON GROUP

Since 1995



## AUSTRALIA

76 Jijaws Street, Sumner Park, Brisbane, QLD. 4074

## BRASIL

Rua Dr. Paulo Leite de Oliveira, 265 - Butantã - CEP: 05551-020  
São Paulo / SP - BRASIL

## USA

6955 McCormick Street  
Lincoln, NE 68507, USA

## MEJICO

Gral. L. Cardenas no. 37 of.  
Col. P. San Juan de Aragon  
Mexico D.F. C.P. 07950

## COLOMBIA

Carrera 19 No. 23-39  
Armenia, (Quindío)

## SUDAFRICA

Bearing Man Park, Droste Crescent,  
Droste Park Ext 7, Johannesburg, South Africa.



**Sumhiflex**

SUMINISTROS  
HIDRÁULICOS Y  
FLEXIBLES

C. Tàrrega, 105  
08227 Terrassa

Tel. 93 786 02 50  
664 491 866

info@sumhiflex.com  
www.sumhiflex.com

